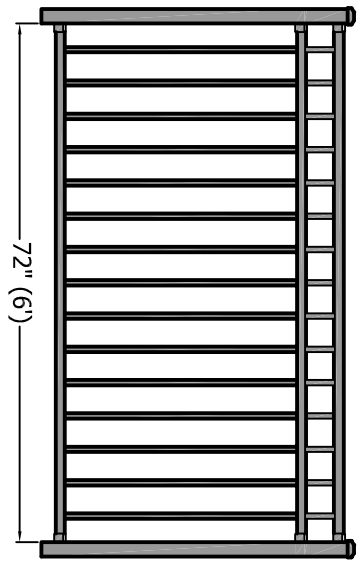
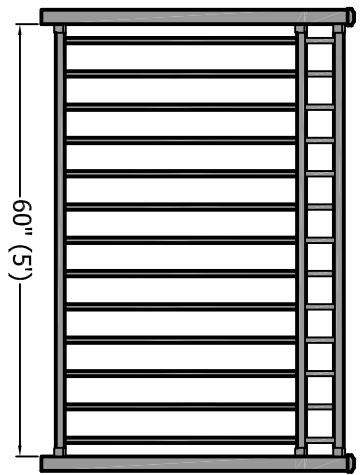
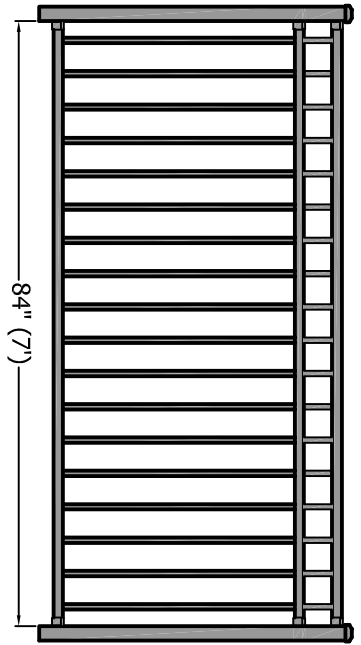
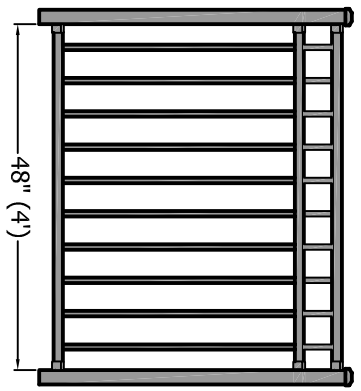
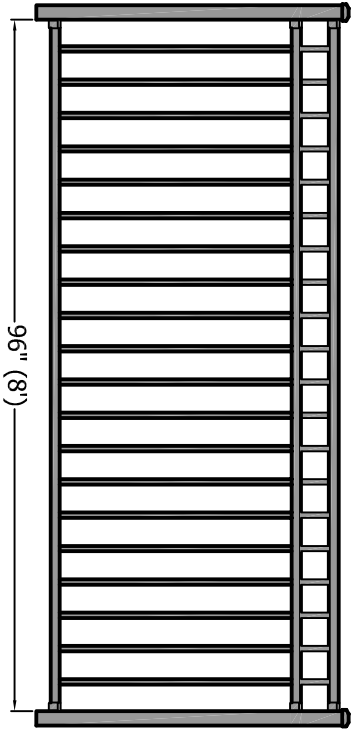
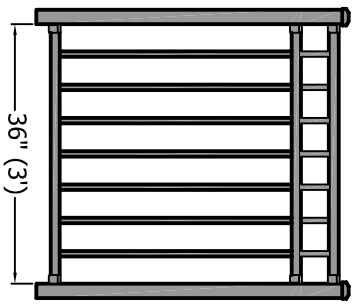


Riviera I Sections

(Style C31)

REV.	LOC.	REVISION	DATE



NOTE:
 Sections are available 36" and 42" tall
 Railing is shown at 42" tall
 Distance between pickets is 3.875" (3 7/8")
 End spacing for sections is NOT equal to picket spacing
 Distance between top and mid rail is 3.875" (3 7/8")

4

3

2

1

FINISH:	SHEET SIZE= C	DRAWN BY: wjm	PART NUMBER:
STANDARD TOLERANCE: .00 ±.01 FRACTIONS: ANG. ±.5"	SCALE = none	DATE DRAWN: 12-24-2009	C31 Section Drawings
DSI Digester Inc.	3446 US 6 EAST Bremen, IN 46506	LOC ACAD: Z:/projects/projects 2009/CA/	Riviera Picket Top
DRAFT: 20091224--1	LOC PDF: Z:/projects/projects 2009/CA/	PART NAME: C31 section drawings	REV.

A B C D