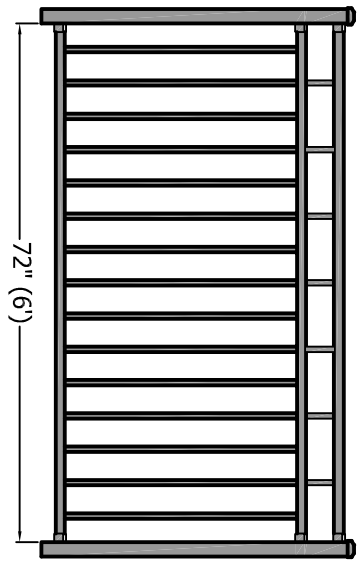
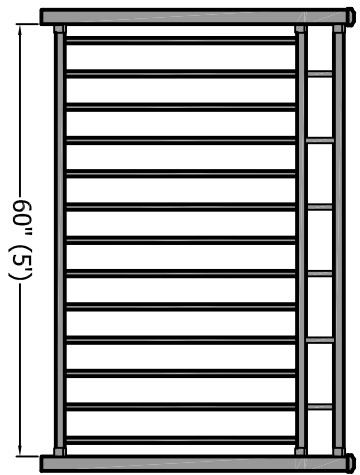
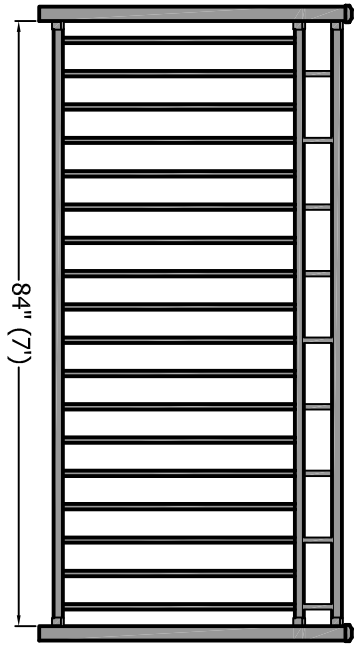
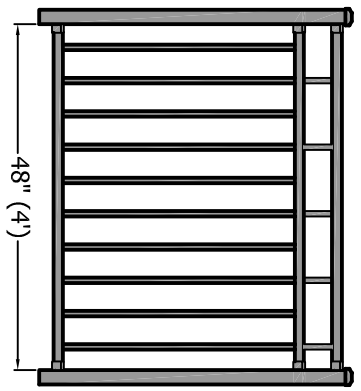
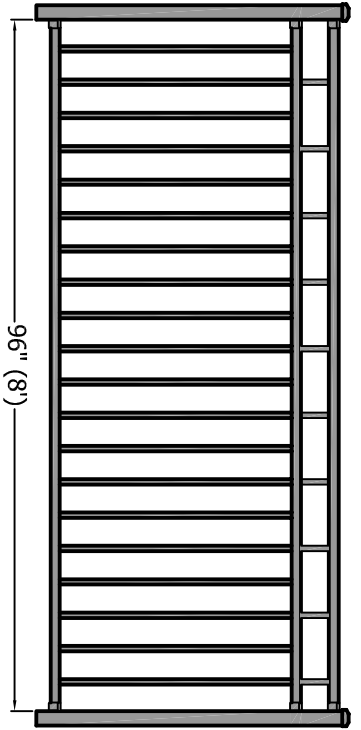
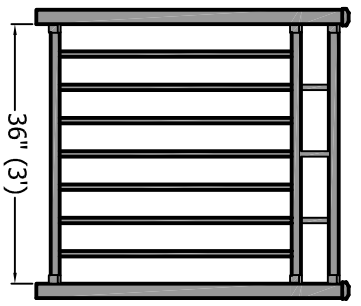


REV.	LOC.	REVISION	DATE

# Riviera II Sections

(Style C32)



**NOTE:**  
 Sections are available 36" and 42" tall  
 Railing is shown at 42" tall  
 Distance between pickets is 3.875" (3 7/8")  
 End spacing for sections is NOT equal to picket spacing  
 Distance between top and mid rail is 3.875" (3 7/8")

FINISH:		SHEET SIZE = C		DRAWN BY: wjm		PART NUMBER:	
STANDARD TOLERANCE:		SCALE = none		DATE DRAWN:		C32 Section Drawings	
.00 ±.01 FRACTIONS:		12-01-2009		LOC ACAD:		Riviera Alternate Picket Top	
ANG. ±.5° ±1/8"		Z:\projects\projects 2009\CA\		LOC PDF:		C32 section drawings	
DRAFT: 20091202-2		Z:\projects\projects 2009\CA\		PART NAME:		REV.	
DSI Digester Steelplates, Inc.		3446 US 6 EAST Bremen, IN 46506					

4 3 2 1